



### District Report Card: 2017


<b>State:</b> Maharashtra	<b>District:</b> Latur
<b>Class:</b> 3	<b>Subject:</b> Language
<b>Schools:</b> 61	<b>Students:</b> 1442


### Participation/Coverage


#### Students

<b>GENDER</b> 	Boys		Girls	
	Number	%	Number	%
	731	50.69	711	49.31

<b>AREA</b> 	Rural		Urban	
	Number	%	Number	%
	849	58.88	593	41.12

<b>CATEGORY</b> 	SC		ST		OBC		GEN	
	Number	%	Number	%	Number	%	Number	%
	267	18.52	55	3.81	393	27.25	727	50.42

<b>CWSN</b> 	LD	VI	HI	S&LD	ID	Oth
	2	17	0	0	5	34

<b>Management</b> 	Government		Government-aided	
	Number	%	Number	%
	607	42.09	835	57.91

### Average Performance of Students in Language (%)

Overall	Gender		Area		Management		Social Group			
	Male	Female	Rural	Urban	Govt.	Aided	SC	ST	OBC	GEN
74.25	74.15	74.36	74.46	73.95	76.07	72.93	72.76	73.33	72.88	75.61

## Performance on Learning Outcomes (LOs)

Learning Outcomes	Description	Average Performance(%)
L304	Reads small texts with comprehension i.e., identifies main ideas, details, sequence and draws conclusions	75.89
L312	Reads printed scripts on the classroom walls: poems, posters, charts etc.	70.97

Range of Performance of Students who Answered Correctly							
Below 30%		30% - 50%		50% - 75%		Above 75%	
Number	%	Number	%	Number	%	Number	%
65	4.51	151	10.47	425	29.47	801	55.55

## Lowest Performing Learning Outcomes (LOs)

1 - Reads printed scripts on the classroom walls: poems, posters, charts etc. (70.97)

2 - Reads small texts with comprehension i.e., identifies main ideas, details, sequence and draws conclusions (75.89)